

UNICO

mobile

Manual



What is UN1CO mobile	3
UN1CO mobile: Compatibility	4
UN1CO mobile: The standard package	5
UN1CO mobile: Support function	6
OPTIONAL: Tripod	7
TECHNICAL SPECIFICATION	8
CLEANING - MAINTENANCE	8

WHAT IS UN1CO mobile

UN1CO mobile is a portable workbench on which you can fasten, with the fixing screw, instruments or tools. This solution allows to prevent the accidental fall of the equipment, both on “ground” or “aerial” applications.



Magnets



Splice protections sleeves tray




Belt hook ring

UN1CO mobile consists of a main shelf in reinforced plastic designed to attach in complete security:



Fusion splicer



Cleaver



Stripper



Scissors








Splice protection sleeves



FO-Cleaner

UN1CO mobile is conceived to ensure full compatibility with main arc fusion splicers and cleavers available on the market

BRAND	SPLICER MODEL	SPLICER FIXING SYSTEM
	CFS-100	"A" Screw
	OFC30	"Cleaver holder"
	12S	"C" Screw
	22S	"C" Screw
	31S	"C" Screw
	41S	"C" Screw
	62S	"C" Screw
	70S	"C" Screw
	70S+	"C" Screw
		Fitel S-179
Fitel Ninja NJ-001		"B" Screw
	Z1C	"C" Screw
	T-25	"C" Screw
	T-39	"C" Screw
	T-66	"C" Screw
	T-71C	"C" Screw
	Mini 4S	"A" Screw
	Mini 6S	"A" Screw



Typ A screw



Typ B screw



Typ C screw

UN1CO mobile: THE STANDARD PACKAGE

UN1CO mobile standard package consists of: workbench, cleaver support, shoulder strap, belt hooking system, 1 tool holsters, 2 type A screws, 1 type B screw, two type C screws, 1 100 ml refillable FO cleaner.



Workbench



Belt hooking system



Shoulder strap



Cleaver support



Tool holster



FO cleaner



Typ A screw*



Typ B screw*



Typ C screw*

*Be careful: pay attention during the screwing procedure to avoid accidental damages to the splicer battery

In this kind of configuration, UN1CO mobile is worn by the operator during the work operations

What is needed for this configuration:

1. Workbench
2. Belt hooking system
3. Shoulder strap
4. Cleaver support
5. Screws
6. Tool holster



OPTIONAL Tripod

Thanks to a special support UN1CO mobile can be installed on a tripod, which turns it into a stand alone worktop “Quickslice”



Tripod

What is needed for this configuration:

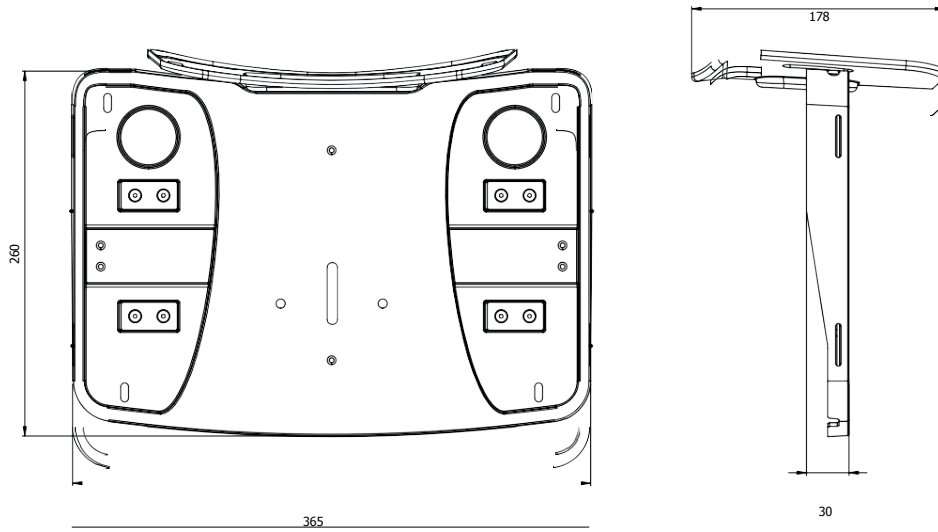
1. Workbench (Art.No. NP-FIBER-TAB)
2. Tripod
3. Cleaver support
4. Screws
5. Tool holster



Mounting
hole: detail



Complete
configuration



Length: 365 mm - 14.37 in

Width: 260 mm - 10.23 in

Height: 178 mm - 7.00 in

Weight: 1.25 kg - 2.75 lbs

Material: ABS - ASA

Belt hooking system length: 80 - 115 cm (31.50 - 45.27 in)

with optional extension: additional 15 - 30 cm (5.90 - 11.81 in)

Magnets: 4 (Traction: 17 kg in orthogonal direction to the magnet)

Fastening Accessories:

2 x Type A screws

1 x Type B screws

1 x Type C screws

CLEANING - MAINTENANCE

The most common soaps or detergents, dissolved in hot water, can be used to clean up general dirt. If it doesn't work, isopropyl alcohol can also be used. Avoid abrasive powders. Rough areas can be restored using silicone-based polishes.

DISTRIBUTOR



NetPeppers GmbH • Brunnleitenstr. 12 • 82284 Grafrath

Phone: +49-89-219097300
Fax: +49-89-219097309
eMail: mail@netpeppers.com
Web: www.netpeppers.com